CALIFORNIA CIVIC ENGAGEMENT PROJECT

Research for a Stronger, More Inclusive Democracy

California 2020 Primary Election Turnout

Mindy Romero, Ph.D.
Director

Talk Summary

1. What happened in the 2020 Primary?

2. County breakdown

3. What to expect in November 2020

Study Methodology

Voter Turnout Data

- Statewide Database, Political Data, Inc.

Eligible Population Data

- California Department of Finance

So what happened in the primary?

CA eligible voter turnout in the March 2020 election?

California Presidential Primary Turnout

Total eligible turnout - 37.3%

Up nearly 4 percentage points from the 2016 Presidential Primary

.

Latino Eligible Turnout

?

Latino Eligible Turnout

22.9%

Asian-American Eligible Turnout

21.8%

California Eligible Voter Turnout

2010-2020 Primary Elections

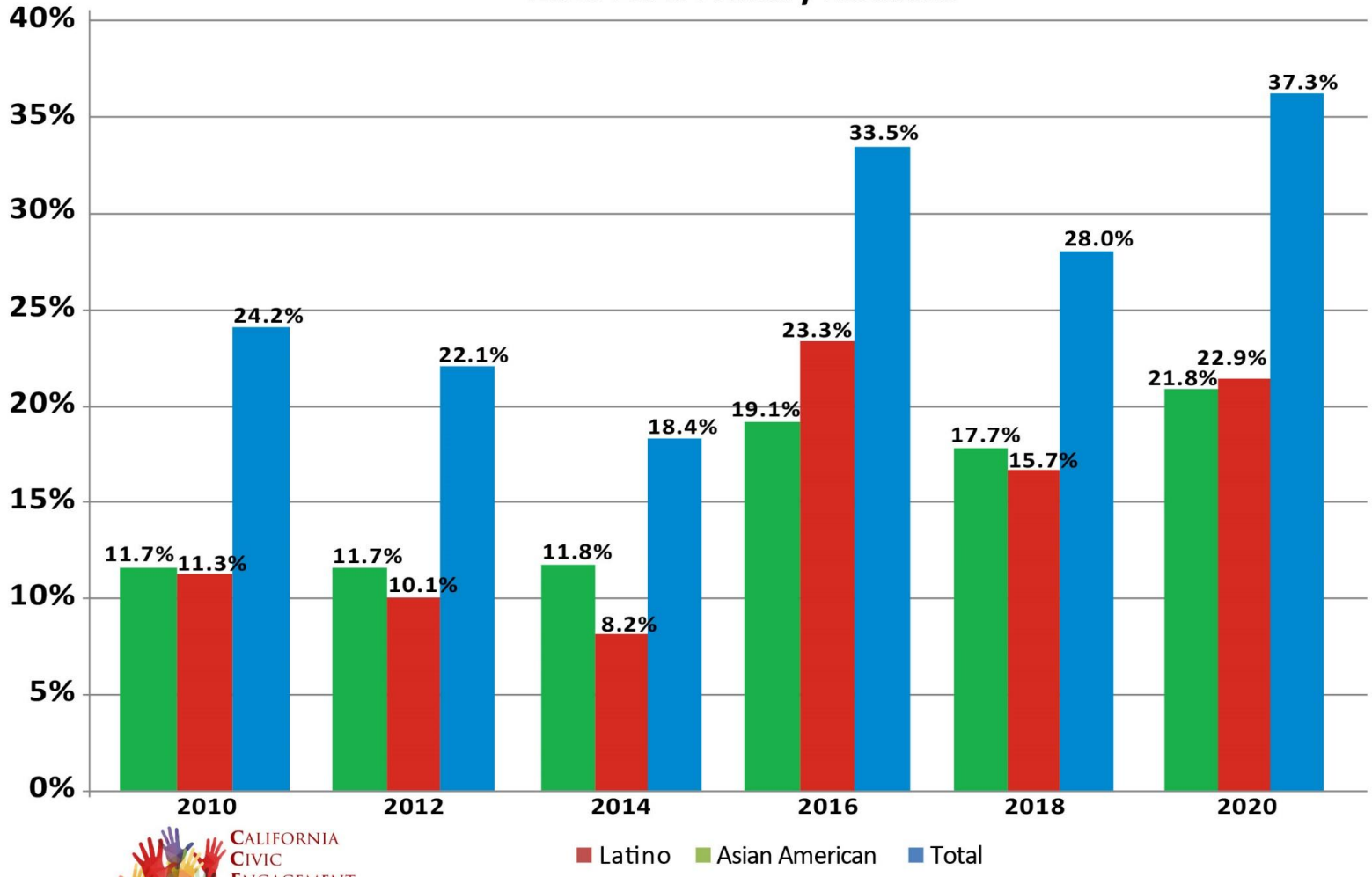

California Civic Engagement Project

Research for a Stronger, More Inclusive Democracy

Data Sources: Statewide Database, Political Data Inc., California Department of Finance

Share of the Primary Vote

- Latinos and Asian Americans continued to be underrepresented in California's electorate

- Latinos made up 30.9% and Asian Americans were 14.6% of the eligible voter population (adult citizens) in 2020

Percent of the Total California Vote

2004-2020 Primary Elections

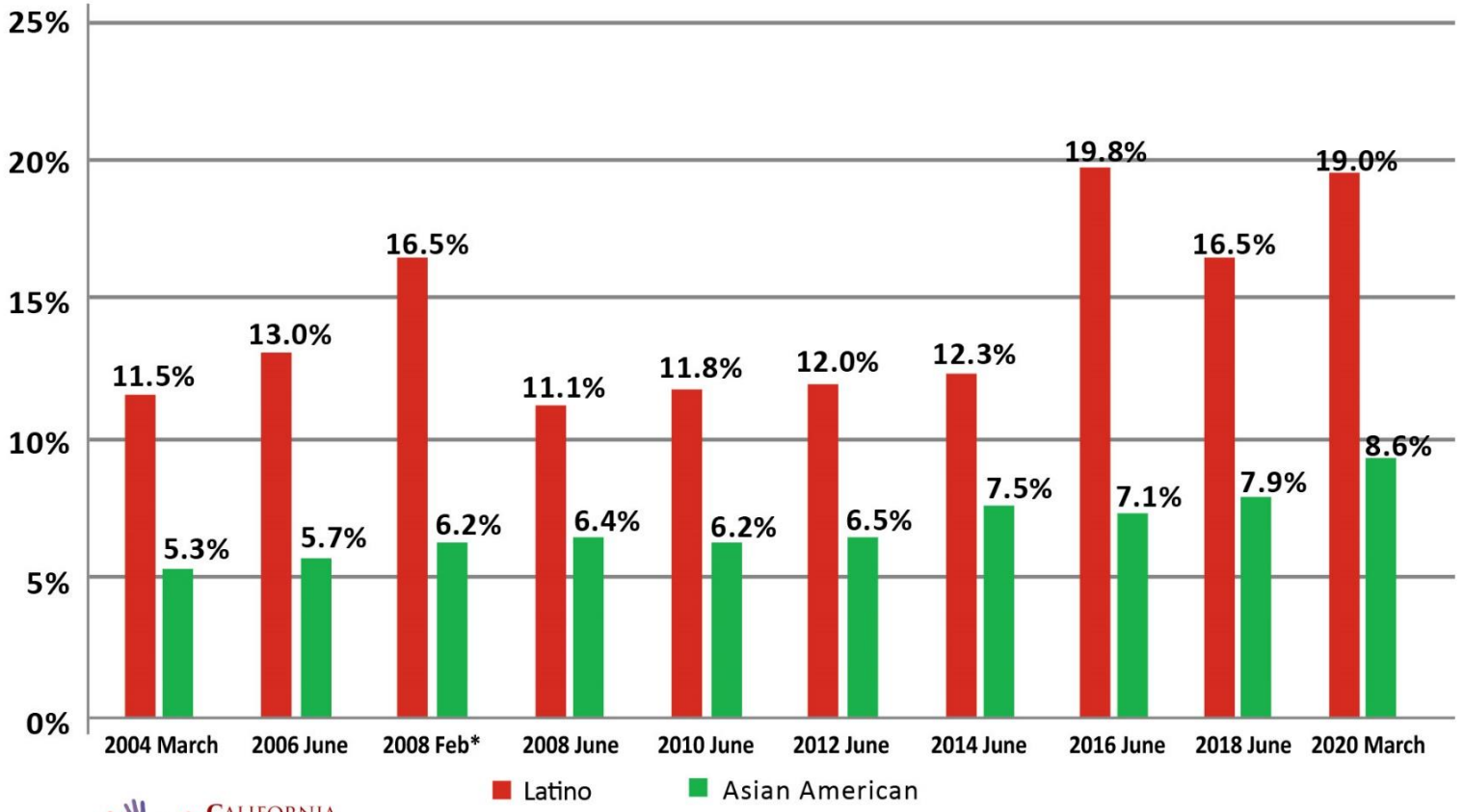

California Civic Engagement Project

Research for a Stronger, More Inclusive Democracy

Data Sources: Statewide Database, Political Data Inc.

*California held a special presidential primary in February 2008. It also held its standard primary in June of that same year for all other statewide elected positions and ballot initiatives.

Youth 2020 Primary Turnout

Youth Eligible Turnout

16.1%

California Youth Presidential Primaries

- Youth eligible turnout was 16.1% in the 2016 primary
- Youth eligible turnout was lower in the 2020 primary election than in the 2016 presidential primary

California Eligible Voter Turnout

2010-2020 Primary Elections

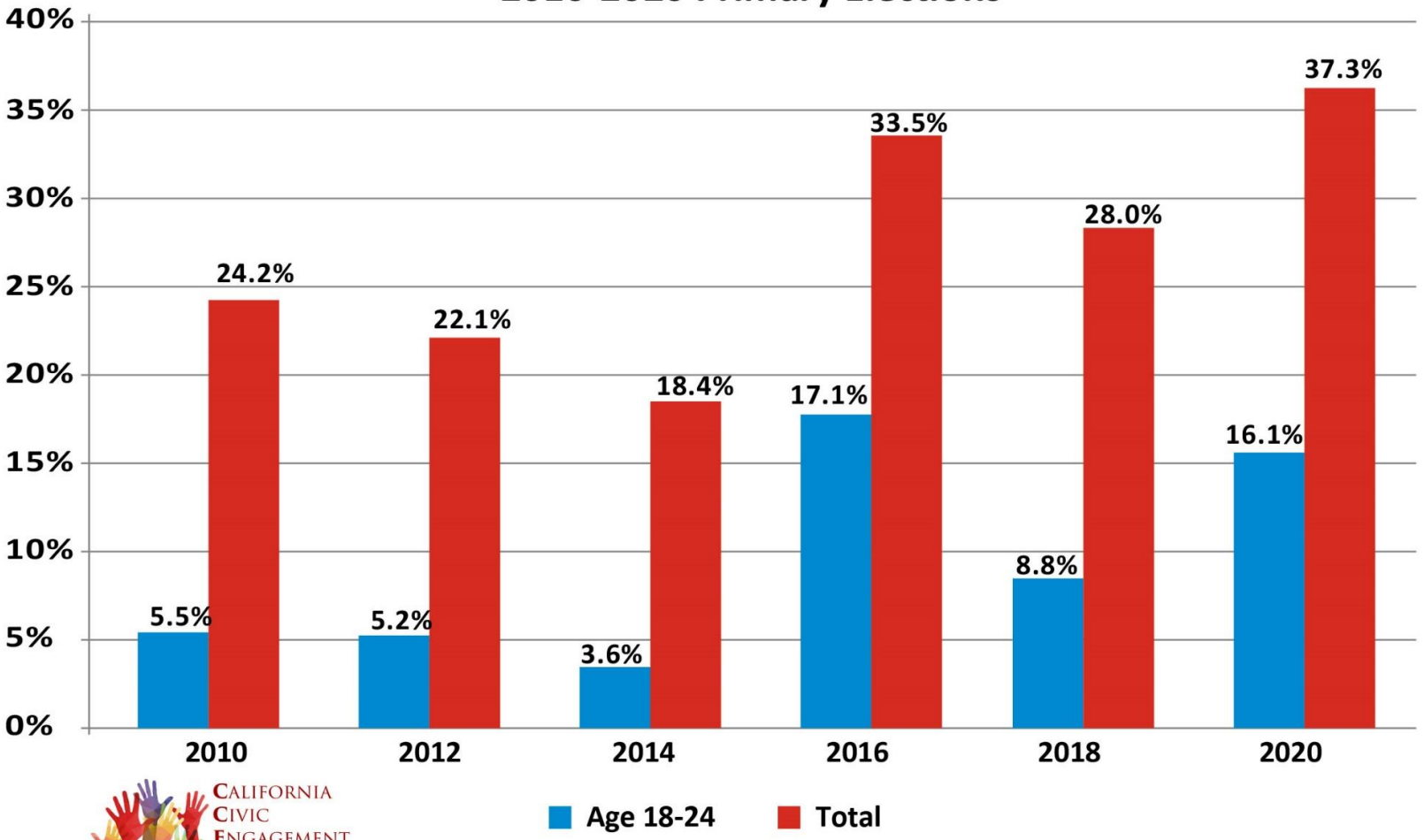

California Civic Engagement Project

Research for a Stronger, More Inclusive Democracy

Data Sources: Statewide Database, Political Data Inc., California Department of Finance

Youth Share of the Vote

- The youth share of California's total voters declined .9 percentage points from the 2016 to the 2020 Primary Election to 6.3%
- Youth remain significantly underrepresented at the ballot box
- Youth share of the state's eligible (adult citizens) voter population (14.5%)

Youth Representation Among California Voters

2004-2020 Primary Elections

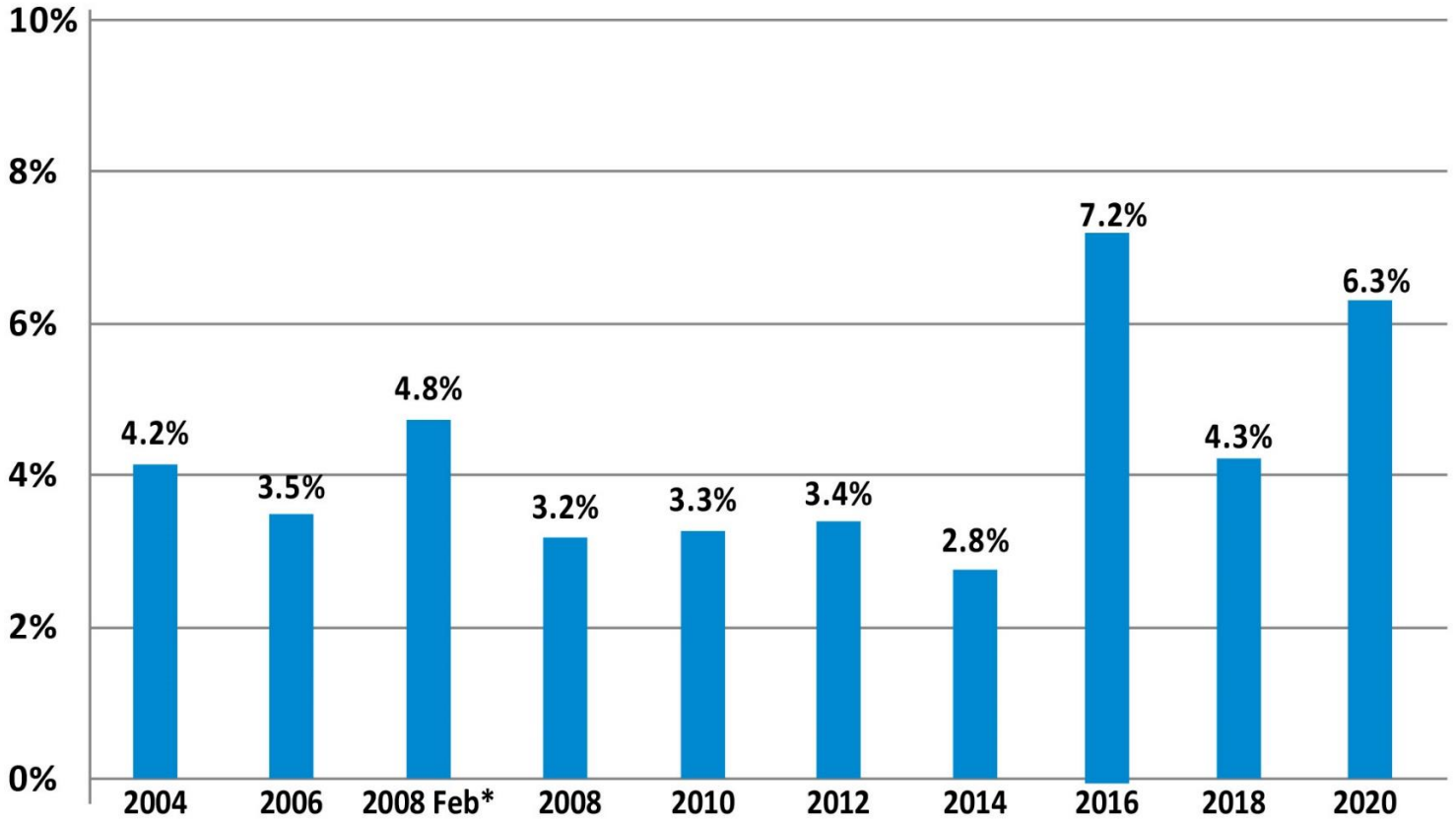

CALIFORNIA CIVIC ENGAGEMENT PROJECT
Research for a Stronger, More Inclusive Democracy

Data Sources: Statewide Database, Political Data Inc.

* California held a special presidential primary in February 2008. It also held its standard primary in June of that same year for all other statewide elected positions and ballot initiatives.

California Counties

2020 County Eligible Voter Turnout

	Total EVT Turnout	Total County Rank	Latino EVT Turnout	Latino County Rank	Asian American EVT Turnout	Asian American County Rank
Marin	61.6%	1st	31.0%	3rd	37.6%	11th
Nevada	57.3%	2nd	25.3%	19th	37.8%	10th
Sierra	54.2%	3rd	22.0%	30th	n/a	-
Santa Cruz	54.1%	4th	30.5%	4th	30.4%	18th
Alpine	53.6%	5th	11.1%	56th	19.4%	41st
Los Angeles	33.2%	45th	23.3%	28th	20.1%	40th
State Red = below state %	37.2%		22.9%		21.8%	

2018 Eligible Turnout % Change

	Total 2016-2020 % Change	Total County Rank	Latino 2016-2020 % Change	Latino County Rank	Asian American 2016-2020 % Change	Asian American County Rank
Tulare	22.1%	1st	6.8%	21st	68.7%	2nd
Yuba	14.7%	2nd	14.3%	1st	-5.2%	48th
Mono	12.4%	3rd	-9.9%	51st	79.2%	1st
Calaveras	10.6%	4th	2.6%	32nd	6.7%	21st
Ventura	10.4%	5th	3.7%	29th	33.5%	5th
Los Angeles	-0.1%	53rd	5.7%	25th	-6.7%	50th
State Red = below state %	-1.3%		-1.3%		-12.1%	

Factors in November: COVID-19 Impact

- Health and safety: voters and staff
- Reduced capacity: loss of poll workers and locations
- Election officials must plan now
- Legislation and executive orders
- Disagreement in availability of in-person voting options
- Outreach never more critical
- Bottom-line reality

Other Factors in November

- Turnout high? Impact of COVID-19 on turnout?
- If turnout is the same as 2016 will see higher share for Asian-American and Latino voters
- Elections reforms: Same day voter registration, Automatic Voter Registration
- Impact Close Races
- Outreach and Mobilization – campaigns play a role!

Thank you!

Mindy Romero, Ph.D.

Director, California Civic Engagement Project

USC

msromero@usc.edu

@mindysromero

View my Tedx Talk on the Power of the Youth Vote!

California Civic Engagement Project

USC Price
Sol Price School of Public Policy